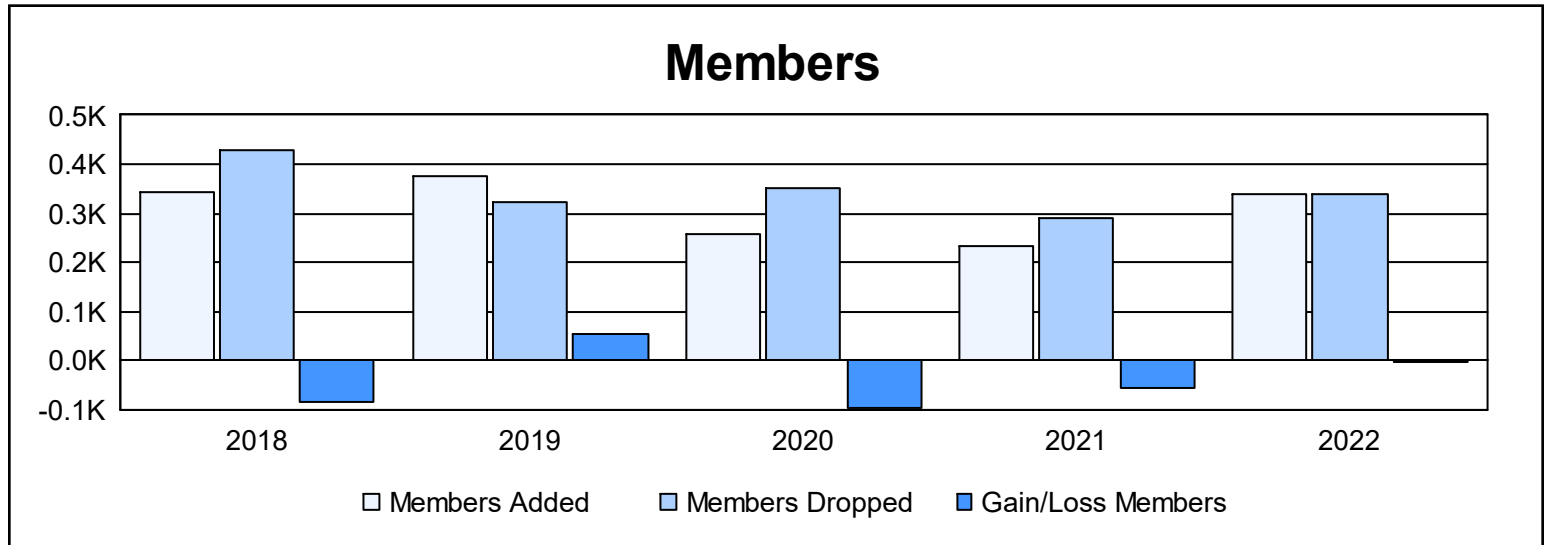
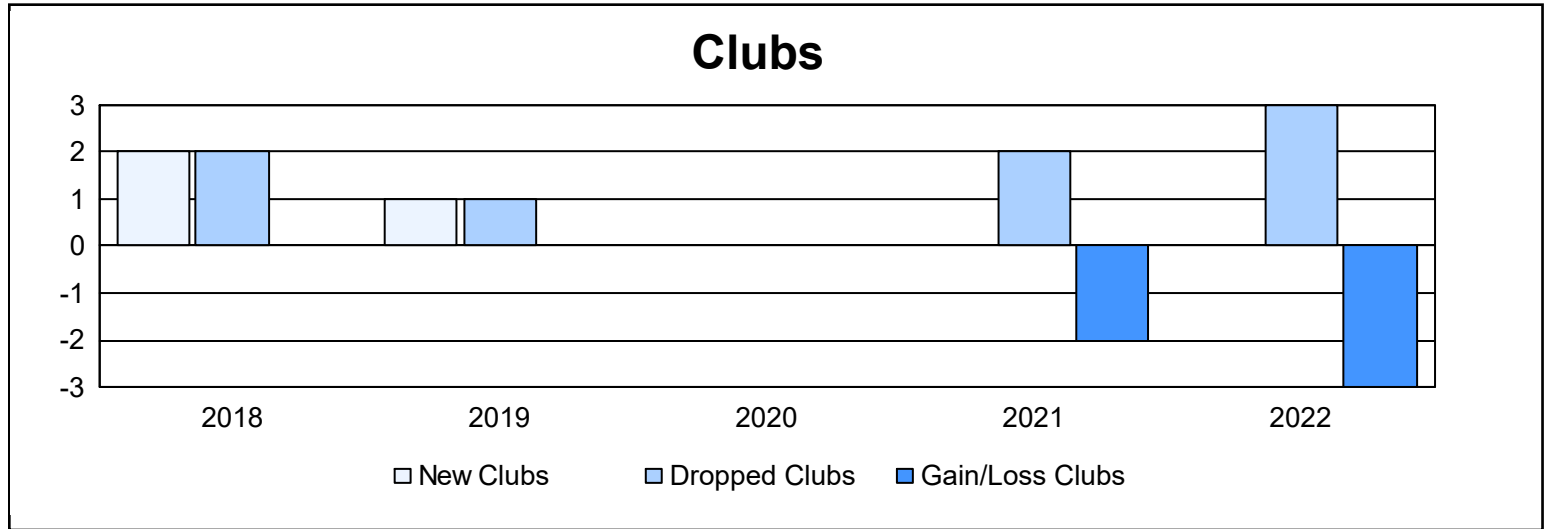
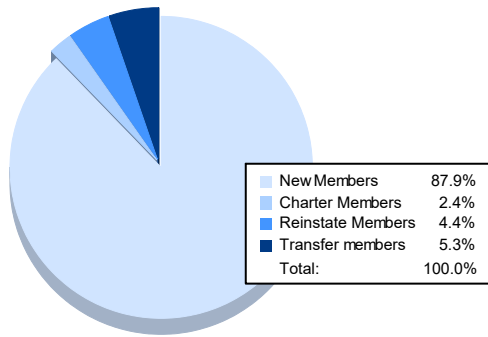


| Year | New Clubs | Dropped Clubs | Gain/ Loss Clubs | New Members | Charter Members | Reinstate Members | Transfer Members | Total Member Added | Total Members Dropped | Gain/ Loss Members |
|----------------|-----------|---------------|------------------|-------------|-----------------|-------------------|------------------|--------------------|-----------------------|--------------------|
| 2017-2018 | 2 | 2 | 0 | 280 | 48 | 4 | 12 | 344 | 429 | -85 |
| 2018-2019 | 1 | 1 | 0 | 285 | 25 | 16 | 48 | 374 | 321 | 53 |
| 2019-2020 | 0 | 0 | 0 | 225 | 2 | 13 | 16 | 256 | 351 | -95 |
| 2020-2021 | 0 | 2 | -2 | 212 | 2 | 11 | 9 | 234 | 289 | -55 |
| 2021-2022 | 0 | 3 | -3 | 297 | 8 | 15 | 18 | 338 | 339 | -1 |
| Average | 1 | 2 | -1 | 260 | 17 | 12 | 21 | 309 | 346 | -37 |



Membership Composition June 2022 Cumulative



Gender Composition June 2022 Cumulative

